

## Ponto de Presença de RNP na Paraíba - PoP-PB

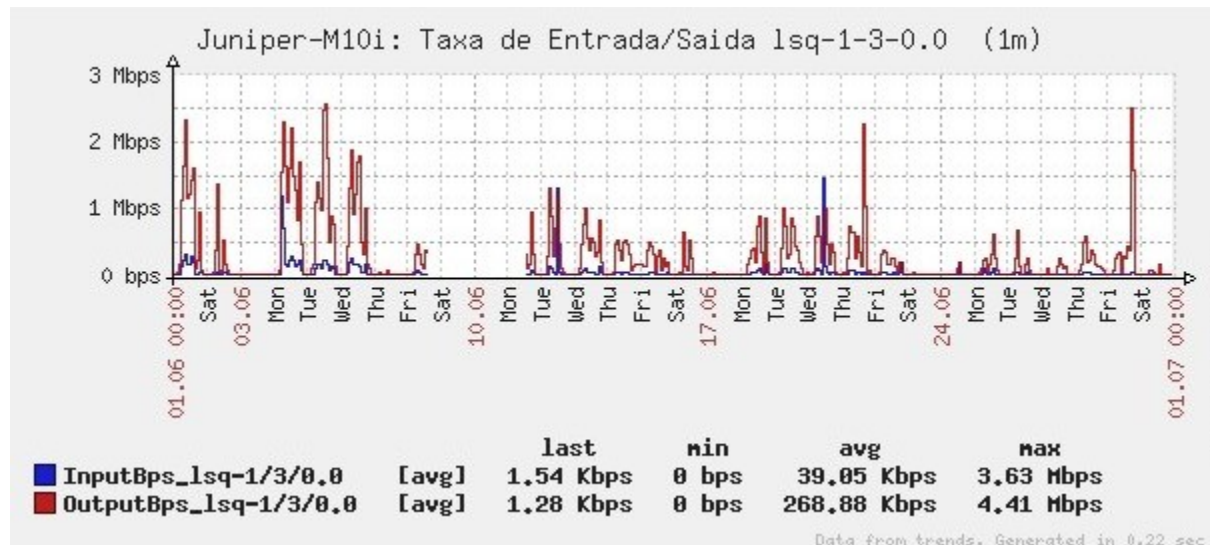
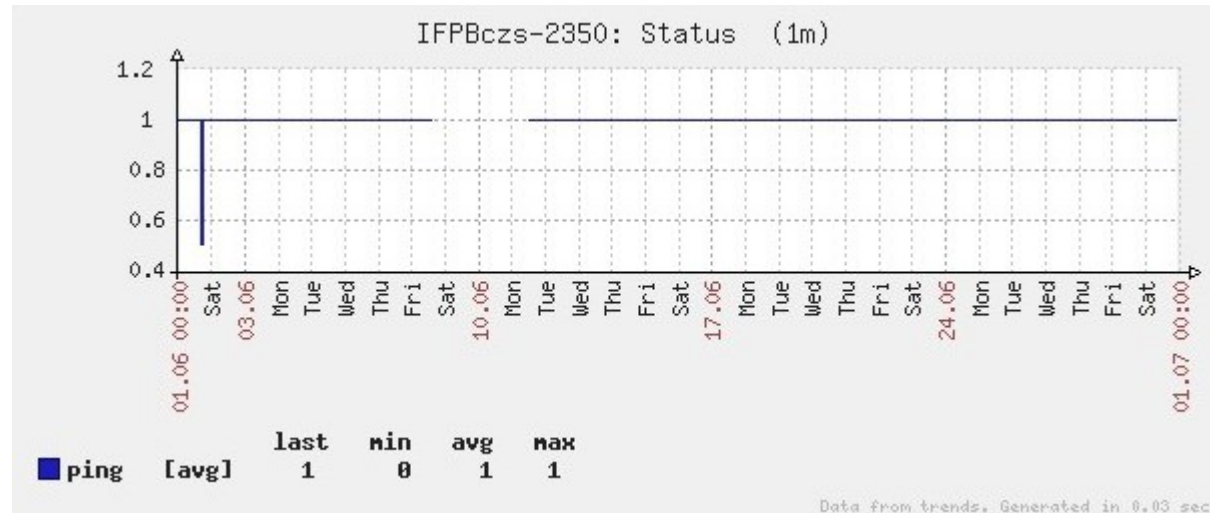
### Relatório de conectividade de canais custeados pelo MCT

#### 1. Estatísticas de Conectividade em 06/2012

Enlace	Conectividade (%)	Falha na Conectividade (%)			
		Total	Operadora	PoP-PB	Cliente
PoP-PB – IFPB Cajazeiras	99.98% (719h:49m:58s)	0.02% (00h:10m:02s)	0.00%	0.00%	0.02% (00h:10m:02s)
PoP-PB – IFPB João Pessoa	95.64% (688h:36m:08s)	4.36% (31h:25m:51s)	0.20% (01h:28m:04s)	0.00%	4.16% 29h:56m:47s
PoP-PB – IFPB Sousa	99.78% (718h:27m:01s)	0.22% 01h:32m:59s	0.00%	0.00%	0.22% 01h:32m:59s
PoP-PB – UFCG Cajazeiras	100% (720h:00m:00s)	0.00%	0.00%	0.00%	0.00%
PoP-PB – UFCG Cuité	99.85% (718h:55m:00s)	0.15% (01h:05m:00s)	0.001% (00h:04m:00s)	0.00%	0.1490% (01h:01m:00s)
PoP-PB – UFCG Sousa	99.99% (719h:57m:01s)	0.01% (00h:02m:59s)	0.00%	0.00%	0.01% (00h:02m:59s)

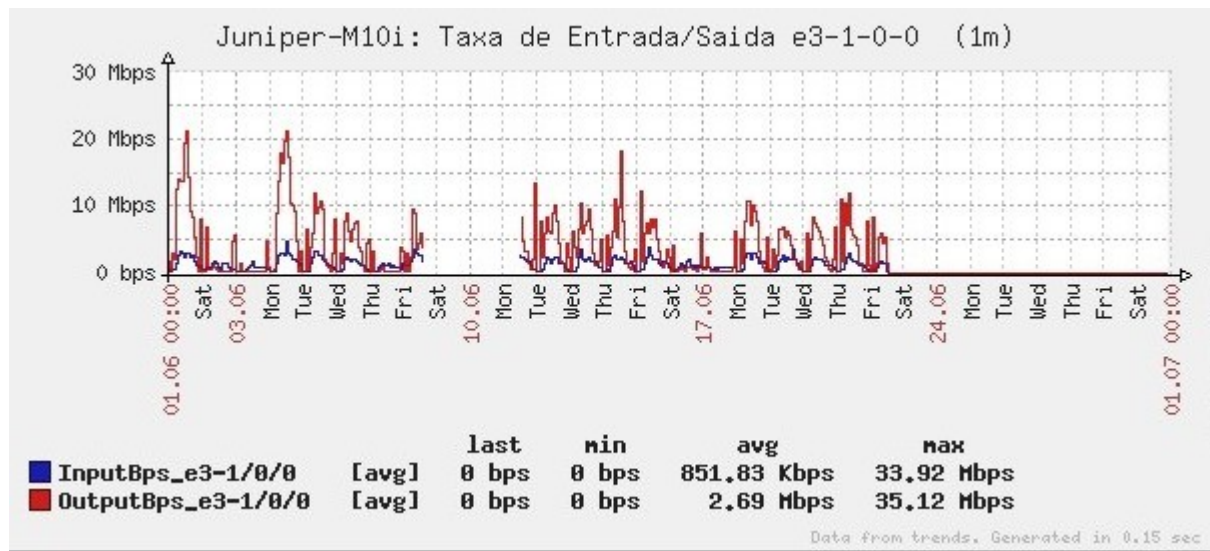
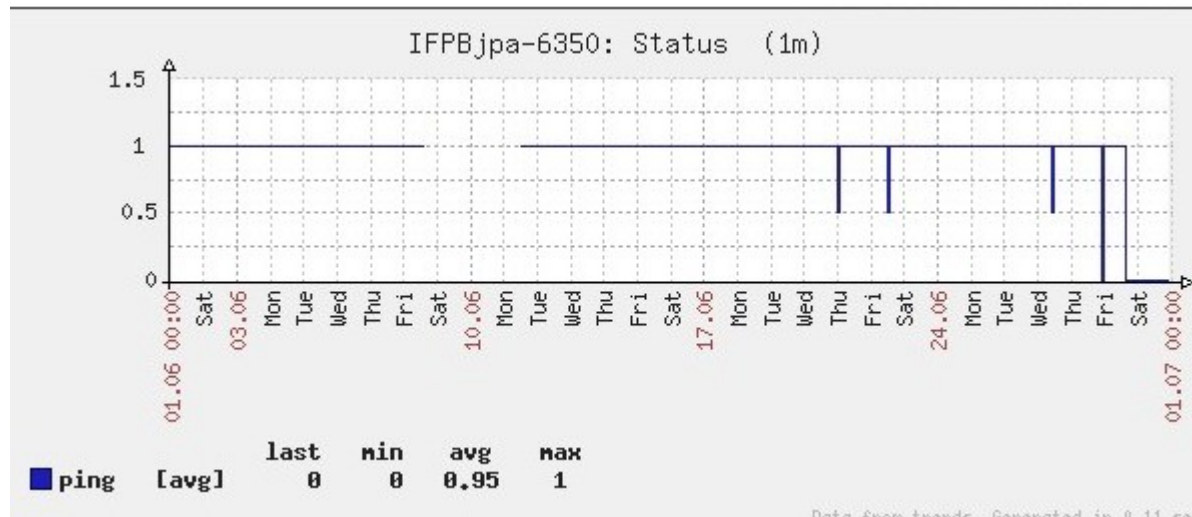
# Gráficos de Conectividade em 06/2012<sup>1</sup>

## PoP-PB – IFPB Cajazeiras

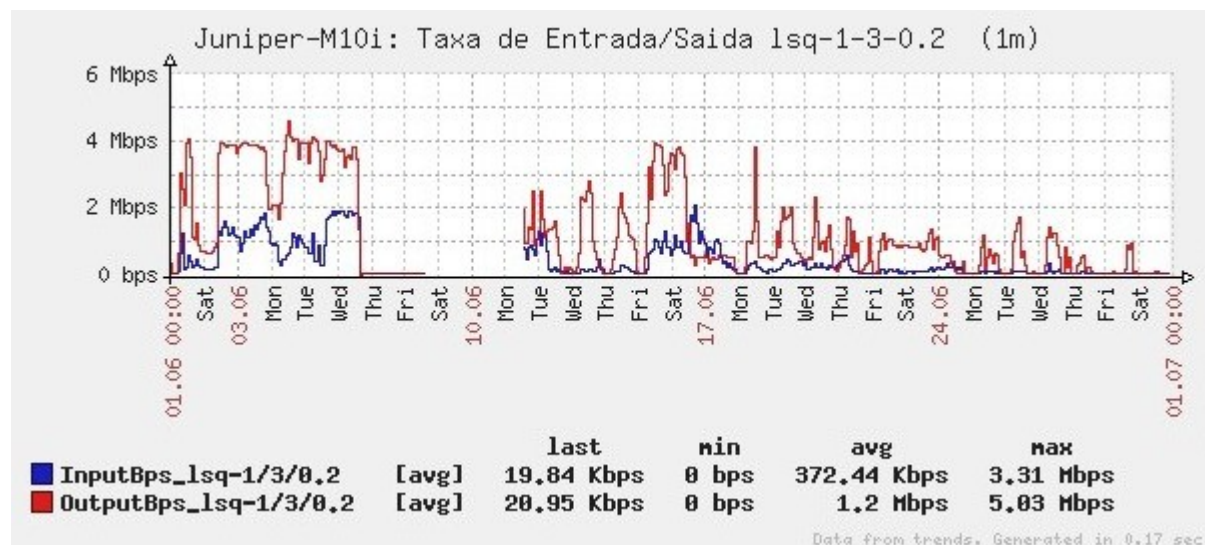
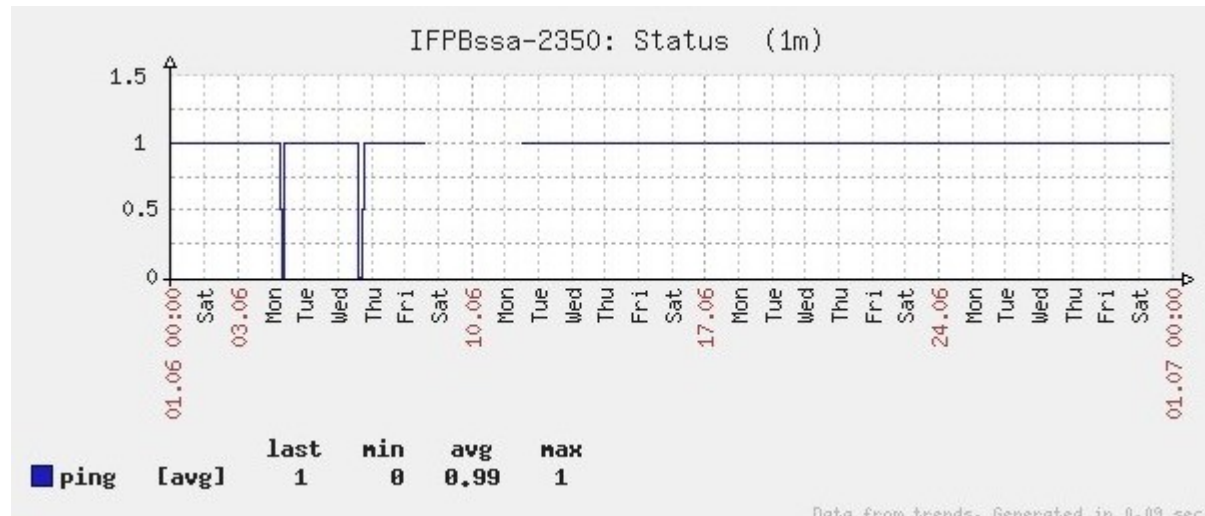


1 A lacuna apresentada nos gráficos entre os dias 08/06 e 11/06 ocorreu devido a uma falha na fonte de alimentação de uma das estações de gerência. Entretanto, não foi constatada nenhuma indisponibilidade no período.

## PoP-PB – IFPB João Pessoa

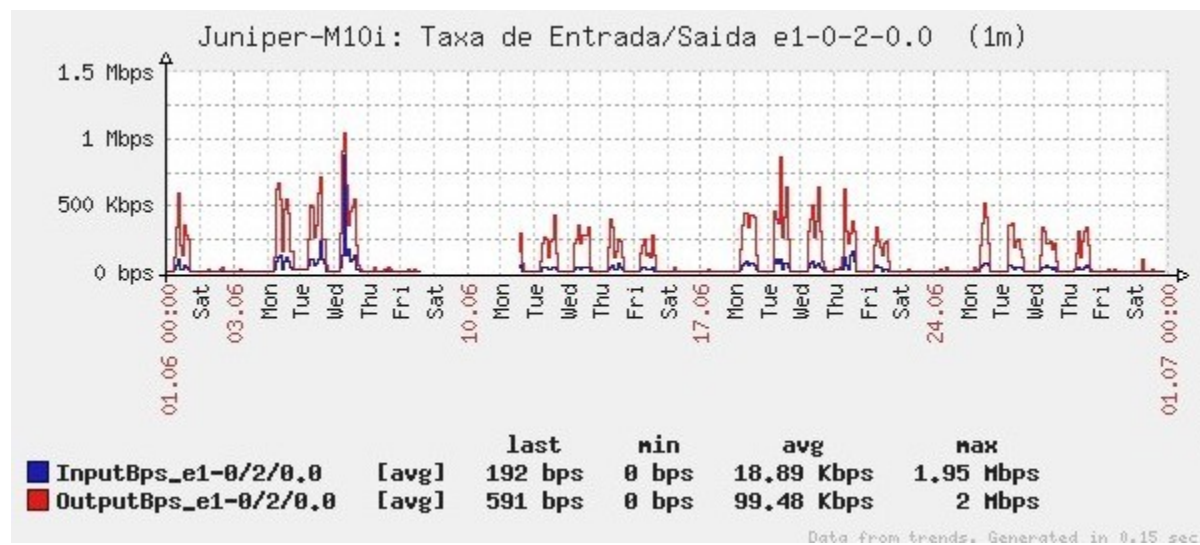
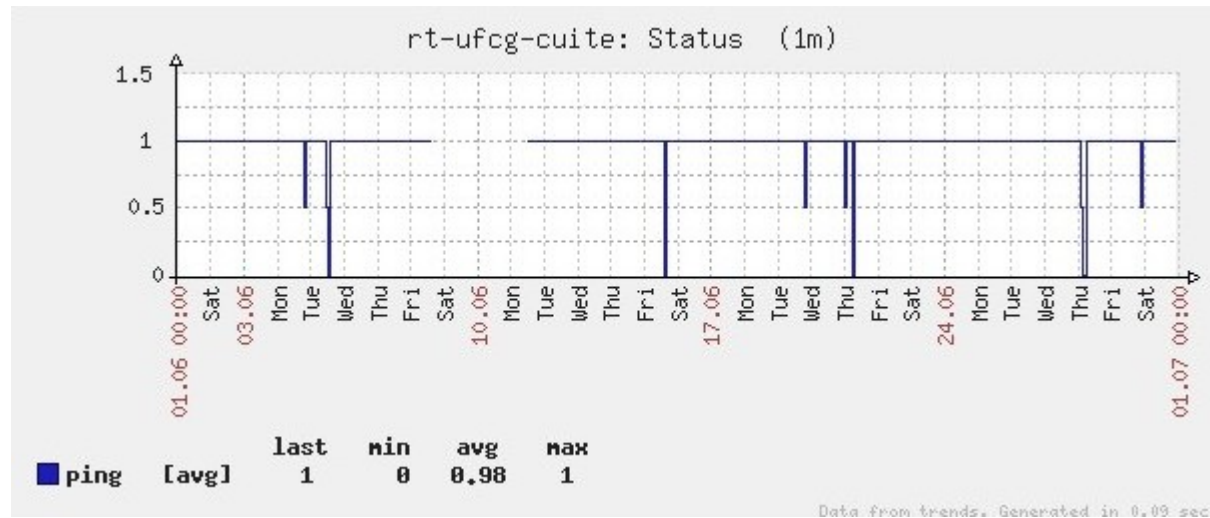


## PoP-PB – IFPB Sousa





## PoP-PB – UFCG Cuité



## PoP-PB – UFCG Sousa

